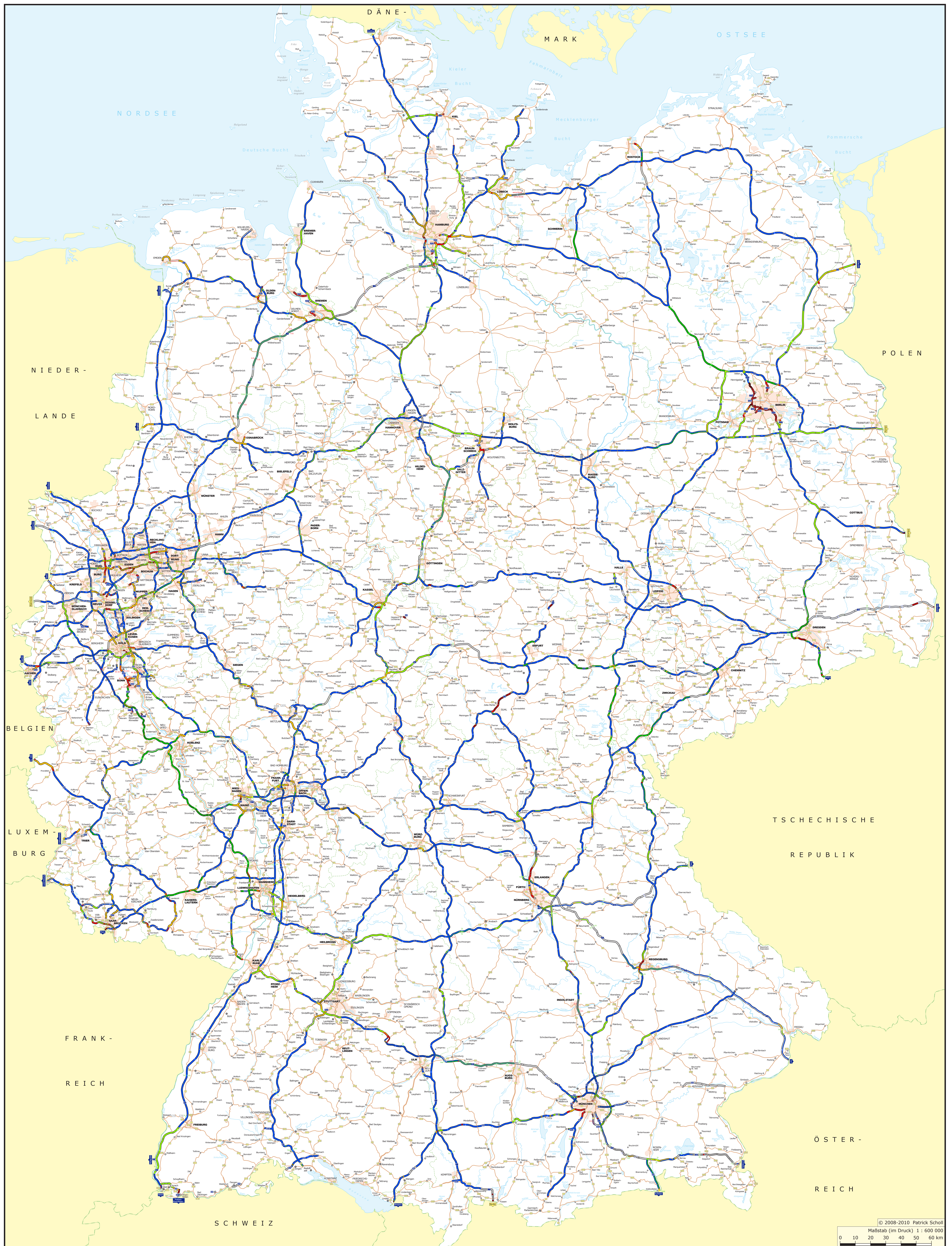











Geschwindigkeitsbegrenzungen auf Autobahnen





© 2008-2010 Patrick Scholl
Maßstab (im Druck) 1 : 600 000
0 10 20 30 40 50 60 km

Speed limits on motorways


Permanent speed limits

	No speed limit, recommended speed: 130 km/h
	130 km/h
	120 km/h
	100 km/h
	90 km/h
	80 km/h
	70 km/h
	60 km/h and less
	No data

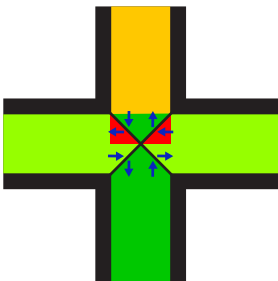
Variable speed limits

	Highest value
	Highest value unknown




Temporary speed limits

	Temporary speed limit
6-20	Limit is valid daily between 6 and 20 o'clock
6-20 wkt.	Limit is valid on weekdays between 6 and 20 o'clock
warme Monate	Limit is valid in warm months

Speed limits in motorway interchanges





Road classification



	Motorway (autobahn)
	Road with motorway characteristics
	Federal road *

* Or other roads in special cases

Junctions

	Junction
	Junction via parking area or service area




Parking and service areas

	Parking area with WC (both-way / one-way / area on the opposite direction accessible)
	Service area (both-way / one-way / area on the opposite direction accessible)

Tunnels (only on motorways)

	Tunnels
---	---------

Road numbering

	Motorway
	Federal road
	Other roads